



# Everything You Need To Know

**iepdata.com / databilityweb.com**

Select Class

All Students

⚙️

Search Student

🔍

Sort by Name (A-Z) ^

ADD STUDENT

Jessica M

2

Joniel Lora

0

Joseph C

0

Luke C

0

Michael W

0

Michael B

0

Nicole A

0

Reggie K

0

Robert S

0

iepdata.com

Students

Pending Updates

Import Goals

👤

⚙️

Jessica M

Default

resource rm 2, Test class 4

Goals

Criteria

Method

Schedule

Search by heading

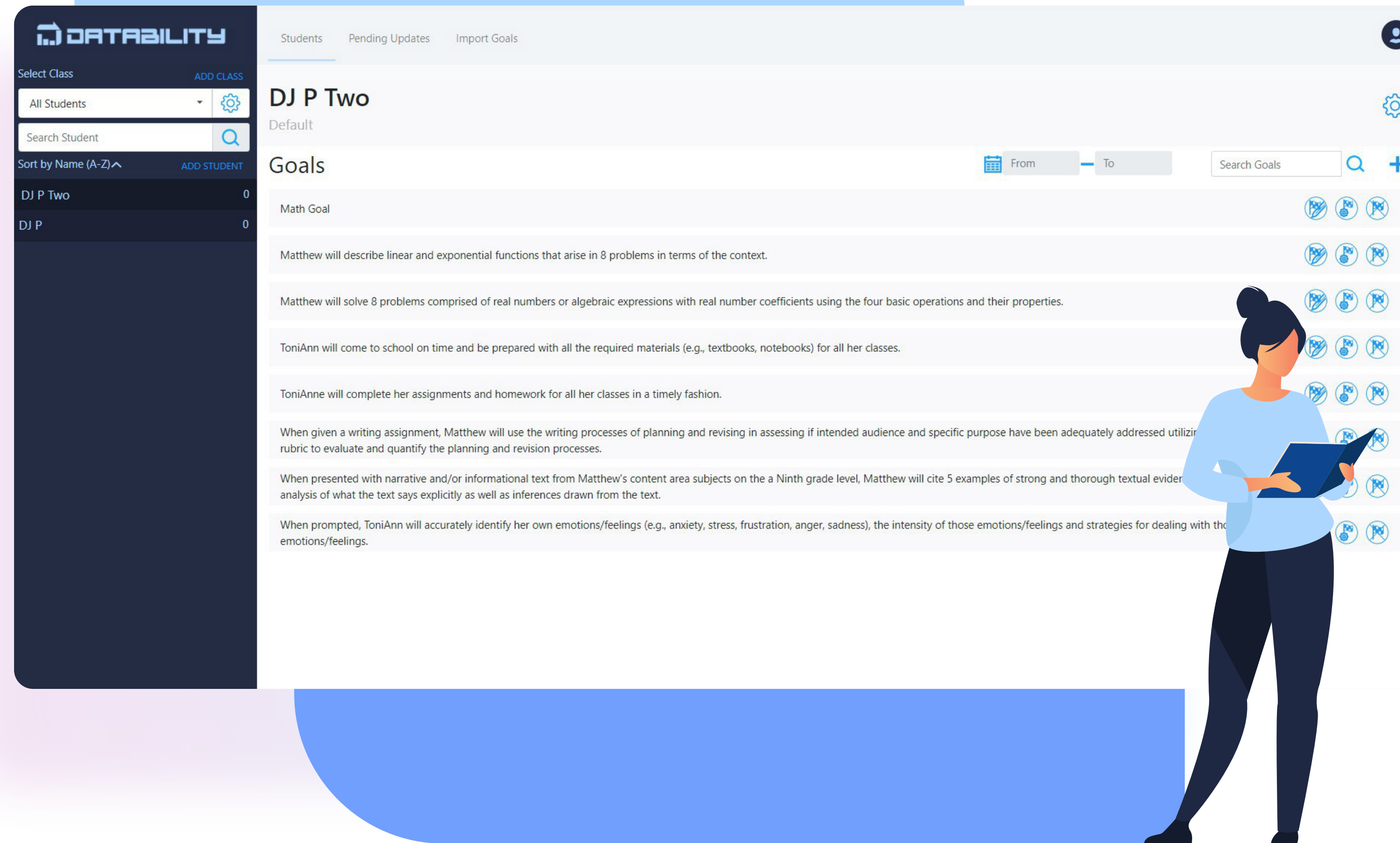
+

Goal Text	Heading	Progress	Criteria	Last Data Point	Action
Jess will factor 5 algebraic statements using the "Greatest Common Factor" method. bsl-0 new goal	MATHEMATICS	80%	80% success	12/01/2020	
Jess will solve 5 problems with missing variables. bsl-0 new goal	MATHEMATICS	75%	80% success	12/01/2020	
Jess will develop 2 strategies to avoid missing class due to social emotional issues. bsl-50	STUDY SKILLS	100%	100% success	12/08/2020	

# What Is Datability?

Datability is a web app that tracks special education student progress and Individualized Education Plans (IEP) data.

The web app is the easiest data collection tool for IEPs in special education. With our software, educators can keep track of each student's goals, behaviors, and academic performance. The best part is that the results can be shared with the parents for a transparent look into the progress of their special needs children.





# What Is In It For School Administrators?

School administrators, whether they focus on their district or state-level will benefit from Datability's data collection and reporting features. School administrators receive access to teachers' data collection habits and students' individual and collated data in total or inset dates.

---

With the click of a button, the data sets can be archived and reported on, cutting time-consuming data capturing in half and allowing school admins to spend time on improving policies and procedures to benefit students most.



# What's In It For Teachers?

Special education teachers need to collect data about all their students to keep track of their progress and report it to parents. Datability makes the process of collecting data and pulling reports a breeze, giving teachers more time to spend on their students.

---

With Datability, teachers' time spent on reporting is cut in half!

Another fantastic feature of the Datability web app is the ability to backdate data inputs and ensure teachers never miss a day. Teachers will receive notifications to input data, compile tests and pull reports for parents. The missing data points will be highlighted as a notification to ensure data input is done quickly and with no hassle.



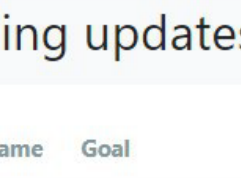


# What's In It For Parents?

With Datability, teachers can keep track of each student's goals, behaviors, and academic performance – and share the results with parents.

Datability lets teachers create clear reports that are easy to follow. Later on, they can share an organized full-color data report about each child's performance. Parents can rest easy knowing that the teacher is working on the goals agreed upon.

Parents never have to worry about their child falling behind with Datability's transparent web app.

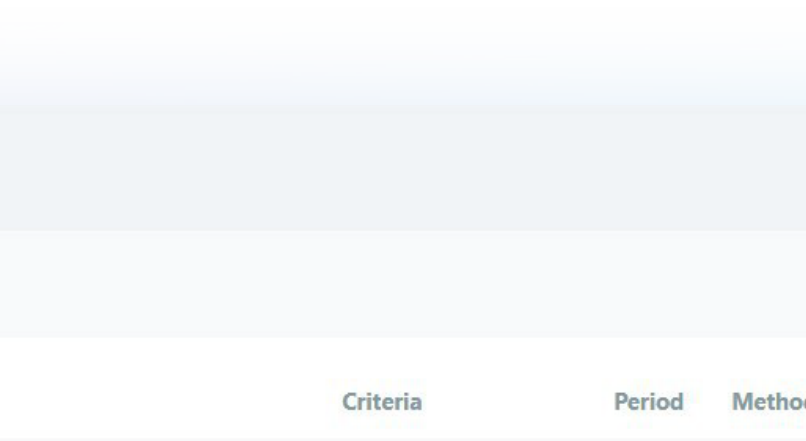


[Students](#)
[Pending Updates](#)
[Import Goals](#)

## 988 Pending updates

Search

Date	Name	Goal	Criteria	Period	Method	Schedule
09/26/2019	DJ P Two	Matthew will describe linear and exponential functions that arise in 8 problems in terms of the context.	80% success	over 16 months	Teacher devised tests or worksheets	Weekly
09/26/2019	DJ P Two	When prompted, ToniAnn will accurately identify her own emotions/feelings (e.g., anxiety, stress, frustration, anger, sadness), the intensity of those emotions/feelings and strategies for dealing with those emotions/feelings.	75% success	over 16 months	Structured interview	Weekly
09/26/2019	DJ P	Camron will attempt tasks that have been identified as causing anxiety/stress to her (e.g. observed to be anxious or she has expressed anxiety).	2 out of 3 trials over three weeks	over 16 months	Data Collection Sheets	Daily
09/26/2019	DJ P	Without a visual model, Camron will print a 5 word sentence using appropriate size, spacing, punctuation and baseline orientation.	3 out of 5 trials	over 16 months	Structured observations of targeted behavior	Daily
09/27/2019	DJ P Two	Matthew will describe linear and exponential functions that arise in 8 problems in terms of the context.	80% success	over 16 months	Teacher devised tests or worksheets	Weekly
09/27/2019	DJ P Two	When prompted, ToniAnn will accurately identify her own emotions/feelings (e.g., anxiety, stress, frustration, anger, sadness), the intensity of those emotions/feelings and strategies for dealing with those emotions/feelings.	75% success	over 16 months	Structured interview	Weekly
09/27/2019	DJ P	Camron will attempt tasks that have been identified as causing anxiety/stress to her (e.g. observed to be anxious or she has expressed anxiety).	2 out of 3 trials over three weeks	over 16 months	Data Collection Sheets	Daily



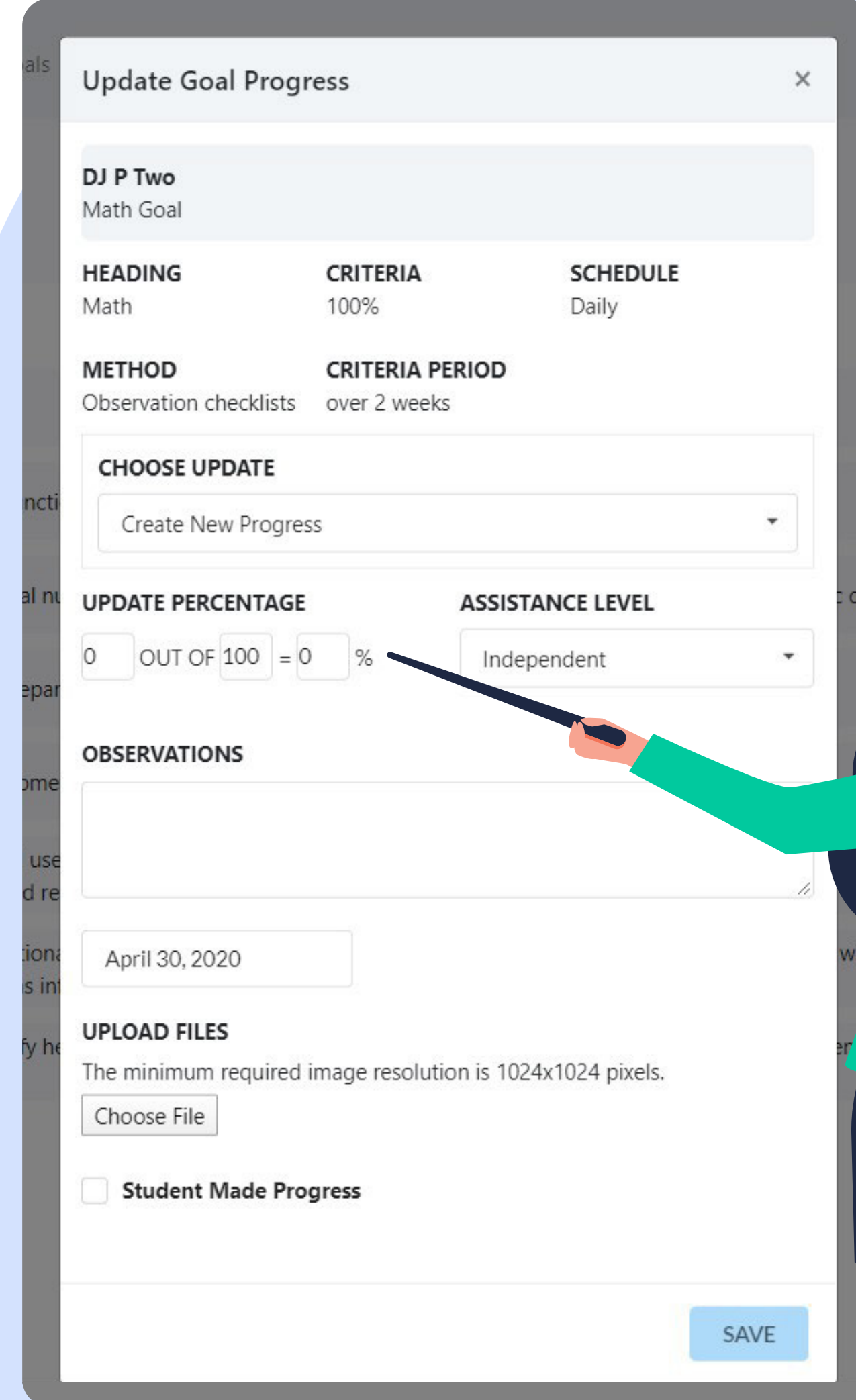
# Remote Schooling

Datability takes education one step further and offers virtual assessments that assist with homeschooling and remote learning.

The web app makes it possible for parents to track student progress with a click of a button and create virtual assessments as well.

It gets better! The graphing function visualizes students' performance and can even be used to track their behaviors should they be following or need behavior plans.

Teachers can start the assessment by selecting a student goal and adding the assessment. Teachers have the option of combining assessments to include written responses, multiple-choice, and checklist questions. Once the assessment has been sent, the student will receive it in their email, answer the questions and submit it back to the teacher. When the answers have been received, teachers are able to link the assessment to data points associated with the student and keep track of their progress.



The image shows a tablet displaying the 'Update Goal Progress' form. A teacher, represented by an illustration of a woman in a green blazer and dark skirt, is pointing at the 'UPDATE PERCENTAGE' section of the form. The form includes fields for 'HEADING', 'CRITERIA', 'SCHEDULE', 'METHOD', 'CRITERIA PERIOD', 'CHOOSE UPDATE', 'UPDATE PERCENTAGE', 'ASSISTANCE LEVEL', 'OBSERVATIONS', 'UPLOAD FILES', and a 'SAVE' button.

HEADING	CRITERIA	SCHEDULE
Math	100%	Daily

METHOD	CRITERIA PERIOD
Observation checklists	over 2 weeks

**CHOOSE UPDATE**

Create New Progress

**UPDATE PERCENTAGE**

0 OUT OF 100 = 0 %

**ASSISTANCE LEVEL**

Independent

**OBSERVATIONS**

April 30, 2020

**UPLOAD FILES**

The minimum required image resolution is 1024x1024 pixels.

Choose File

☐ Student Made Progress

SAVE



# How Datability Works

Teachers start by inputting each students' goals. The web app will then assist them by showing when and how to collect data even if it's backdated. The program graphs everything and saves time so they can get back to teaching and focus on special needs students. Creating full-color reports are quick, easy and can be shared with colleagues and the parents of each student.

---

Here's a quick video that explains it in detail.

**[View video](#)**



# Our Mission

With over 19 years of experience in special education and working closely with students and their learning disabilities, Datability's founder Mike Radicone aims to improve students' IEPs and facilitate better lesson planning through the use of efficient data collection, analysis, and reporting.


Our goal is to get the word out and get schools to integrate Datability in their programs so teachers can focus on what they love most.



## Helpful links



Our website



Pricing



Datability explained  
– how it works



Tutorials for  
using Datability



**iepdata.com / databilityweb.com**

**Dembry LLC**  
516-298-4079  
Bellmore Avenue  
Bellmore NY, 11710

**dembryllc@gmail.com**

